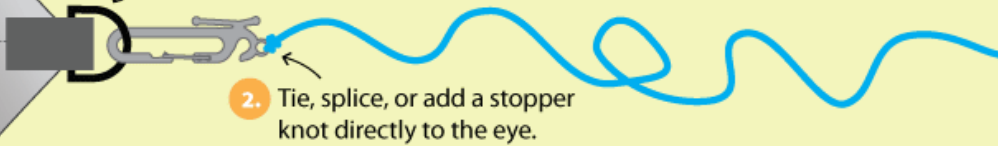




Rigging A Tarp With **DUTCHWARE STINGERZ™**

PREP AT HOME

1. Attach *Stingerz* directly to the tarp's D-ring or sewn loop via the carabiner.



2. Tie, splice, or add a stopper knot directly to the eye.

OR...



You can pack the *Stingerz* separate from the tarp and attach them as needed in the field.

IN THE FIELD

Wrap the line around the anchor point.

1.

THE "V"
(less collisions between tarp and hammock suspension lines!)

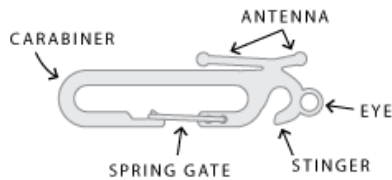
ANCHOR
(Tree, Stake, Rock, Shrubbery, etc.)

2.

Wrap the *Stingerz*.



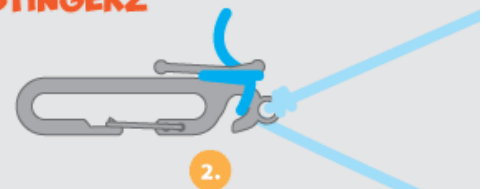
BASIC ANATOMY



HOW TO WRAP A STINGERZ



1. Pull line through stinger for a 2:1 mechanical advantage.



2. Wrap line 1-2x around antenna.